

ALFA SOFT WARMDIM

220-240V~50/60Hz LED 10W 220mA IP44

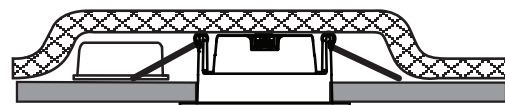
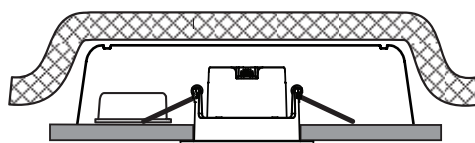
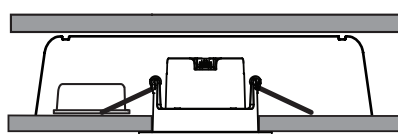
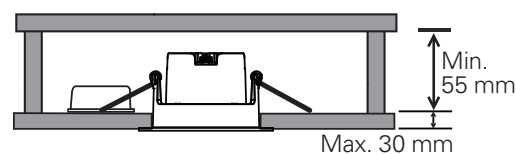
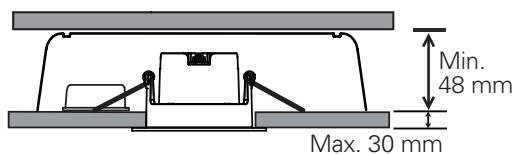
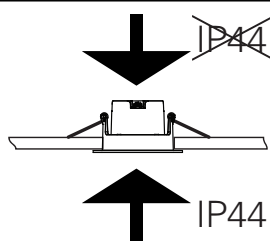
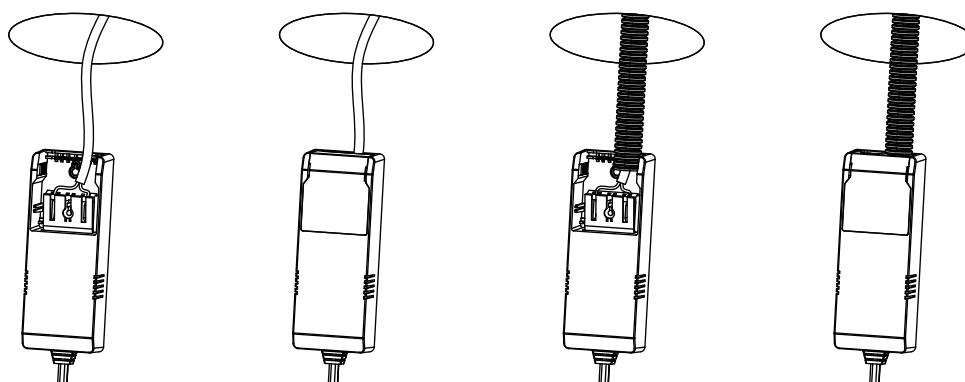


Downlighten kan dimmes ned helt flimmerfritt.
Lav høyde. Ekstern driver med hurtigkobling for raskere og enklere installasjon. Dimbar med faseavsnitt dimmer.
Kan monteres direkte i isolasjonsmatter.
Enkel innstallering. Monteres uten verktøy.

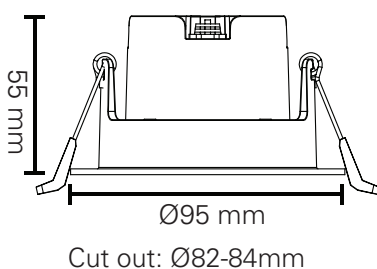
The downlight is dimmable all the way down completely flicker-free.
Low altitude. External driver with quick connector for faster and easier installation. Dimmable with trailing edge dimmer.
Can be mounted direct into insulation sheet.
Easy installation. Mounting without tools.

Total Effekt: 10W
LED effekt: 8,1W
Lumen chip: 680lm
Lumen downlight: 600lm
CRI: 95+
SDCM: ≤3
LED Chip: Bridgelux
Fargetemperatur: 2800-2000K(med dimming)
Lysspredning: 35°
Tetthetsgrad: IP44
Levetid: 50.000 timer L90

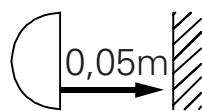
Total Power: 10W
LED power: 8.1W
Lumen chip: 680lm
Lumen downlight: 600lm
CRI: 95+
SDCM: ≤3
LED Chip: Bridgelux
Colour Temperature: 2800-2000K(med dimming)
Beam Angle: 35°
IP Rating: IP44
Lifetime: 50,000 hours L90



MÅL / MEASURES



Minimumsavstand til brennbart materiale i armaturens stråleretning. /
Minimum distance to flammable material in the beam direction



Må installeres av registrert elektroforetak.
Must be installed by registered electrical company.