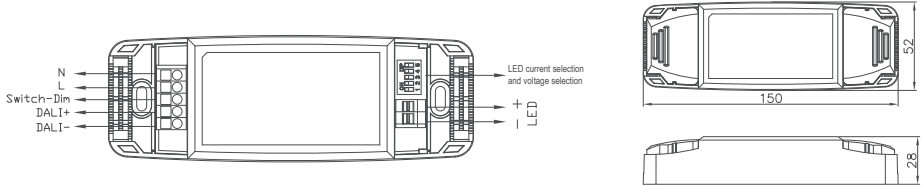



INSTRUCTION MANUAL
DALI LED driver – constant current & voltage
Model No.: HED2020



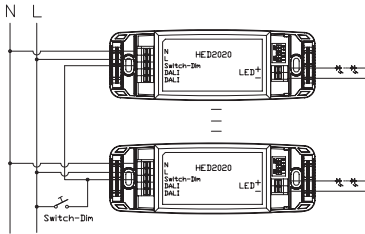
LED CURRENT & VOLTAGE SELECTION

The current & voltage can be easily configured by choosing the correct combination of the DIP switches (see table below):

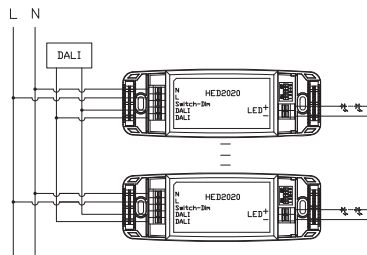


WIRING DIAGRAM

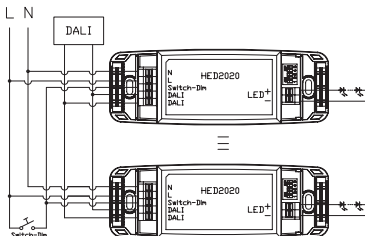
Switch-Dim wiring diagram



DALI wiring diagram



Switch-Dim & DALI wiring diagram



⚠ Warning: Please make sure the correct current or voltage is selected before starting the driver!

PUSH BUTTON SWITCH FOR DIMMING (SWITCH-DIM)

- On/Off: Short push(<0.4s) on the switch.
- Stepless dimming: Long push(>0.9s) on the switch.
- For fine tuning of light level: With every other long push, the light level goes to the opposite direction.
- Built-in with permanent memory: Light returns to the previous state when switched off and on again, even at power failure.

SYNCHRONIZATION FOR SWITCH-DIM MODE ONLY

Up to 64pcs drivers can be connected to the same switch, thanks to the programme. This means there is no need for any additional synchrony wire in larger installations, where many drivers should be controlled by one switch.

For the synchronization to work correctly when more than one driver is connected to the same push button, please follow the step below after the drivers are connected:

Do a long push(>15s), the system will now be synchronized and all lights in the group dim down from 50%.

MANUAL OVERRIDE

DALI and switch-Dim can be connected at the same time, to enable manual override function for end-users to switch on/off, or adjust the dimming level with the push-switch, which makes the product more user-friendly and more options to fit for some extra-ordinary demands.

- Short push: On/Off
- Long push: Dim up/down the dimming level.
- If customers do not want to have this manual override function, we can just leave this “push” terminal alone, not connected to any wire.
- This manual override is only valid before the next DALI command, meaning the latest action, either from DALI or switch-Dim, stays in validity.

SPECIFICATION

Mains voltage	220-240VAC 50/60Hz		
Mains current	0.125-0.115A		
Output power(Max)	15W (350mA) 20W (900mA)	20W (500mA) 10W (12V)	20W (700mA) 20W (24V)
U-out max.	80V		
Power factor	≥0.93C		
Operation temperature	Ta: -20 ... +45 C Tc: +75 C		
Output current	350mA/500mA/700mA/900mA in constant current operation mode 900mA Max (12V/24V) in constant voltage operation mode		
Output voltage(Max)	45V(350mA)	43V(500mA)	30V(700mA) 23V(900mA)
Max. Efficiency	≥85%		
Dimming interface	DALI, switch-Dim.		
Abnormal protection	Output short-circuit protection with auto-reset.		
Over-heat protection	Over-heat protection with auto-reset.		
EMC standard	EN55015, EN61547, EN61000-3-2/3		
Safety standard	EN61347-1, EN61347-2-13, EN60598-1		
DALI standard	IEC62386-102, 207		
Dielectric strength	Input→output : 3750VAC		
Certification	CE , EMC		
IP grade	IP20		